

Hong Kong Exchanges and Clearing Limited and The Stock Exchange of Hong Kong Limited take no responsibility for the contents of this announcement, make no representation as to its accuracy or completeness and expressly disclaim any liability whatsoever for any loss howsoever arising from or in reliance upon the whole or any part of the contents of this announcement.



上海復星醫藥(集團)股份有限公司

上海復星醫藥(集團)股份有限公司 () 有限公司
 (a joint stock limited company incorporated in the People's Republic of China with limited liability)

()

04

13.09(2)

13.10B

(C . 571

2014

C A

B.

B

B

Chairman

28 2014

As at the date of this announcement, the executive directors of the Company are Mr. Chen Qiyu and Mr. Yao Fang; the non-executive directors of the Company are Mr. Guo Guangchang, Mr. Wang Qunbin, Mr. Wang Pinliang, Ms. Kang Lan and Mr. John Changzheng Ma; and the independent non-executive directors of the Company are Mr. Han Jiong, Dr. Zhang Weijiong, Mr. Li Man-kiu Adrian David and Mr. Cao Huimin.

* for identification purposes only

2.1

: C : B

	33,238,438,720.78	29,475,190,861.78	12.77
()	16,776,036,218.20	15,332,184,483.03	9.42
	843,637,595.71	467,404,025.74	80.49
	8,661,444,631.29	7,070,780,938.31	22.50
(1)	1,574,583,864.38	950,584,632.64	65.64
	1,050,763,440.19	770,933,187.12	36.30
(%) (2)	9.43	6.94	2.49
B (B/) (2)	0.69	0.42	64.29
D (B/) (2)	0.69	0.42	64.29

Note 1: 2014 3.5 2

0			
		Year	
		2018	2019
T () C	920,641,314	B	920,641,314
CC T (Note)	402,556,100		402,556,100
104	35,389,831	B	35,389,831
001 C - - 018	19,661,022	B	19,661,022
118	16,370,437	B	16,370,437
C C B - A	15,000,000	B	15,000,000
T	12,000,000	B	12,000,000
C C B -	8,972,515	B	8,972,515
() C	8,638,672	B	8,638,672
C C B - A	8,306,151	B	8,306,151

Note: CC T, C C

3.2 A

√ A □ A

1. 6 A 2012, 2012 C, B2, 31, 2012, 2012, C, B500, 18, 2012, 26, 2014, C, 2014, "C B1"), T, 365, B100, 5.15%, T, C

2. 18 A 2014, (" C ") ("C ") ("C ") 30%, C () T C), C, ("), A, \$24.00, \$223.62, 3,157,163, 18 A 2014 (T), T, C, 30%, 2013 A, 30, 2014, (29, 2014

3.3 f f C 5%

□ A √ A

3.4 f f f f f f

□ A √ A

3.5 ff f f f

2014, 39 — A

B. 40 — f A

. 41 — B

. 30 — B f , A

. 9 — B , A

. 33 — C

. 2 — f

. 37 — B A

— B f B .T

. 37 — B) ff f 1 ff 2014.T 23.f

A B. f B. f 37 — 2014 , A

39 — A , A A f B. 40 — . 30 —

B f A , A f B. B. . 9 —

. 33 — C

2013.

f 2014, 41 — B

A B. f B. . 2 — f

, A A B_f B. . 37 — — B

2014

: C : B

	2014			2013		
	Actual	Budget	Variance	Actual	Budget	Variance
	1,431,475,082.58	31,425,094.04	1,462,900,176.62	1,383,399,844.53	-584,659,998.68	798,739,845.85
	302,125,147.84	7,856,273.51	309,981,421.35	313,206,671.22	-146,164,999.67	167,041,671.55
	1,551,015,043.85	23,568,820.53	1,574,583,864.38	1,389,079,631.65	-438,494,999.01	950,584,632.64
	1,050,763,440.19	—	1,050,763,440.19	770,933,187.12	—	770,933,187.12
	500,251,603.66	23,568,820.53	523,820,424.19	618,146,444.53	-438,494,999.01	179,651,445.52
C	4,319,603,703.62	2,943,813,173.78	7,263,416,877.40	4,501,744,912.27	2,967,381,994.31	7,469,126,906.58
	8,663,707,568.04	-2,943,813,173.78	5,719,894,394.26	7,112,692,524.18	-2,967,381,994.31	4,145,310,529.87

3.5.1

(1)

: C : B

	%	0	0		
			(+/-)	(+/-)	(+/-)
	7.97%	-	-261,229,093.17	261,229,093.17	-
(深圳市豪同投資發展有限公司)	18.00%	-	-148,990,000.00	148,990,000.00	-
B	19.971%	-	-138,750,292.58	138,750,292.58	-
C (青島亨達股份有限公司)	15.00%	-	-118,530,000.00	118,530,000.00	-
A () C (海南亞洲製藥有限公司)	10.19%	-	-113,850,000.00	113,850,000.00	-
		-	-210,271,702.62	210,271,702.62	-
T		-	-991,621,088.37	991,621,088.37	-

	持有比例	是否重要子公司	2014年12月31日		
			賬面價值	公允價值	公允價值變動
	7.97%	-	-261,229,093.17	261,229,093.17	-
黃海製藥有限責任公司	5.00%	-	-201,180,000.00	201,180,000.00	-
豪同投資發展有限公司	18.00%	-	-148,990,000.00	148,990,000.00	-
B	19.971%	-	-138,750,292.58	138,750,292.58	-
亨達股份有限公司	15.00%	-	-118,530,000.00	118,530,000.00	-
A 南亞洲製藥有限公司	10.19%	-	-113,850,000.00	113,850,000.00	-
		-	-223,914,592.82	223,914,592.82	-
T		-	-1,206,443,978.57	1,206,443,978.57	-

(1)


B 1 2014, A

B. 2 — A


3.5.3





3.5.4



3.5.5



4.



28 () , *
 2014

30 September 2014

C : B T f :

C	3,648,549,469.86	3,067,413,633.64
	35,140,637.56	44,195,883.71
B	401,946,288.48	356,174,511.89
T	1,594,200,321.82	1,293,986,619.98
	283,453,667.80	202,300,884.24
	539,788.34	822,388.20
D	12,687,706.84	15,149,056.84
	301,255,615.46	387,987,436.17
	1,767,247,387.65	1,614,271,795.30
	2,974,503.76	4,242,198.12
T	8,047,995,387.57	6,986,544,408.09
A	2,388,182,505.34	2,664,408,852.29
	11,313,383,889.81	8,940,474,119.19
	3,814,845,860.52	3,582,158,990.97
C	1,545,011,125.70	1,321,060,523.61
	5,853,113.77	4,231,968.29
D		
	2,637,903,401.92	2,590,492,325.70
D	74,997,201.63	48,950,334.57
	3,039,539,087.55	2,976,039,397.86
	27,984,014.39	30,589,235.50
D	92,619,324.69	88,091,330.24
	250,123,807.89	242,149,375.47
T	25,190,443,333.21	22,488,646,453.69
T	33,238,438,720.78	29,475,190,861.78

(Continued)
30 September 2014

	2,288,206,111.79	1,383,300,726.59
B		
D		
B	122,798,217.82	145,588,393.35
T	1,176,237,922.27	990,861,493.44
	270,129,487.34	257,722,214.41
	268,603,358.24	253,056,428.28
T	412,747,932.00	288,904,858.86
	162,305,255.65	147,655,274.33
D	17,771,267.27	6,286,003.99
	1,565,007,659.98	1,712,026,741.35
A		
A		
	94,129,100.00	40,909,090.00
	60,593,840.46	51,810,029.11
T	6,438,530,152.82	5,278,121,253.71
	1,033,911,519.47	126,318,141.82
B	5,081,077,289.14	4,073,391,240.49
	387,553,457.88	404,467,334.87
A		
D	1,751,055,544.54	1,783,519,889.47
	161,252,621.61	144,858,843.98
T	8,414,850,432.64	6,532,555,450.63
T	14,853,380,585.46	11,810,676,704.34
	2,311,611,364.00	2,240,462,364.00
C	7,263,416,877.40	7,469,126,906.58
	1,485,373,176.37	1,485,373,176.37
	5,719,894,394.26	4,145,310,529.87
	-4,259,593.83	-8,088,493.79
T	16,776,036,218.20	15,332,184,483.03
	1,609,021,917.12	2,332,329,674.41
T	18,385,058,135.32	17,664,514,157.44
T	33,238,438,720.78	29,475,190,861.78

: C C f ff : D A
D :

30 September 2014

...

C : B T f :

C	1,370,322,227.18	928,131,985.71
B		
T		
	64,152,914.93	26,559,855.50
D	12,687,706.84	16,956,224.96
	2,078,641,754.87	1,874,849,219.04
	517,939.44	517,939.44
	698,000,000.00	245,000,000.00
T	4,224,322,543.26	3,092,015,224.65
A	435,945,082.78	250,497,792.58
	13,265,406,462.70	5,130,347,780.08
	21,112,995.92	20,165,064.87
C		
D		
	2,825,153.33	3,059,034.52
D		
	3,624,944,639.39	4,062,847,282.90
T	17,350,234,334.12	9,466,916,954.95
T		

(Continued)
30 September 2014

	450,000,000.00	360,000,000.00
B		
T		
	70,906,240.75	60,829,711.34
T	21,696,849.47	22,229,396.68
	141,440,958.60	144,354,519.49
D	1,062,450.00	
	501,554,011.99	99,612,423.54
	40,000,000.00	40,000,000.00
T	1,226,660,510.81	727,026,051.05
	284,000,000.00	125,000,000.00
B	5,081,077,289.14	4,073,391,240.49
A		
D	1,010,170,447.97	
	1,825,000.00	2,050,000.00
T	6,377,072,737.11	4,200,441,240.49
T	7,603,733,247.92	4,927,467,291.54
	2,311,611,364.00	2,240,462,364.00
C	8,042,687,160.24	3,876,481,297.41
	868,105,135.33	456,890,135.33
	2,748,419,969.89	1,057,631,091.32
T	13,970,823,629.46	7,631,464,888.06
T	21,574,556,877.38	12,558,932,179.60

: C C f ff : D f A
D :



(Continued)

	()	()	()	()
T (")	745,109,456.40	485,087,273.74	2,103,998,492.33	1,349,217,433.21
:	103,392,523.69	64,843,016.85	309,981,421.35	167,041,671.55
(")	641,716,932.71	420,244,256.89	1,794,017,070.98	1,182,175,761.66
	557,028,104.62	337,663,263.12	1,574,583,864.38	950,584,632.64
/	84,688,828.09	82,580,993.77	219,433,206.60	231,591,129.02
(1)	0.24	0.15	0.69	0.42

	(元)	(元)	(元)	(元)
			450,000.00	
B			25,050.00	
A	45,422,145.86	25,499,951.01	132,373,353.42	82,756,689.01
	4,521,729.54	17,330,429.70	213,454.35	27,772,618.27
A				
(“-”)				
(“-”)	207,344,246.71	8,229,013.36	777,880,148.45	820,929,379.59
	205,756,805.32	6,268,813.36	672,369,606.74	1,839,063.36
(“-”)	157,400,371.31	-34,601,367.35	645,718,290.68	710,400,072.31
	139,209.23	76,900.00	289,209.23	236,049.11
			260,000.00	2,514,544.42
			64,209.23	5,725.77
T	157,539,580.54	-34,524,467.35	645,747,499.91	708,121,577.00
(“-”)	157,539,580.54	-34,524,467.35	645,747,499.91	708,121,577.00
(1)				
(2)				
	123,670,800.00		119,691,936.66	51,779.40
T	281,210,380.54	-34,524,467.35	765,439,436.57	708,173,356.40

January – September 2014

...

C : B T f :

	(/ /y -)	(/ /y -)
C	450,000.00	
	24,262,470.46	37,439,681.37
	24,712,470.46	37,439,681.37
C		
C	55,675,865.31	47,805,533.82
T	38,638,399.47	20,609,862.43
	28,772,270.22	31,711,001.63
	123,086,535.00	100,126,397.88
	-98,374,064.54	-62,686,716.51
C		39,904,000.00
C	135,001,207.03	794,850,316.23
	150,000.00	96,000.00
	10,351,169.50	
	408,839,600.00	638,137,500.00
	554,341,976.53	1,472,987,816.23
C	3,334,618.53	1,762,713.09
C	1,780,579,380.37	709,566,469.16
	27,023,100.00	459,096,900.00
	20,000,000.00	
	1,830,937,098.90	1,170,426,082.25
	-1,276,595,122.37	302,561,733.98
C	1,407,679,600.93	
C	850,000,000.00	255,115,078.77
C	1,000,000,000.00	
	4,754,495,093.76	1,904,031,173.98
	8,012,174,694.69	2,159,146,252.75
C	601,000,000.00	790,115,078.77
C	829,585,897.32	674,744,025.09
	4,365,392,837.67	2,109,471,293.35
	5,795,978,734.99	3,574,330,397.21
	2,216,195,959.70	-1,415,184,144.46
	9,803,068.68	-22,851,531.32
	851,029,841.47	-1,198,160,658.31
	519,292,385.71	2,090,971,083.37
	1,370,322,227.18	892,810,425.06

C C f ff : D A D :

4.2 A.

